



AGM LEAD ACID BATTERY

2.6-12 General Purpose F4.8

AGM
GENERAL
PURPOSE

MAIN INFORMATION / INFORMATIONS GÉNÉRALES

BRAND / MARQUE	NX
TECHNOLOGY / TECHNOLOGIE	AGM Lead acid
NOMINAL VOLTAGE / TENSION NOMINALE	12V
NOMINAL CAPACITY / CAPACITÉ NOMINALE	2.6Ah (20hr)
DIMENSIONS (± 2 mm) / DIMENSIONS (± 2 mm)	
• Length / Longueur	178mm (7.01inch)
• Width / Largeur	34mm (1.34inch)
• Height / Hauteur	60mm (2.36inch)
• Total height with terminals / Hauteur totale (avec cosSES)	71mm (2.80inch)
WEIGHT (± 2 %) / POIDS (± 2 %)	Approx. 0.92 kg (2.03lbs)
TERMINAL / TYPE DE COSSES	F4.8 = FASTON 4.8
CASING / TYPE DE BAC	UL94 HB (Standard ABS)
COLOR / COULEUR DE BAC	Black top and black case

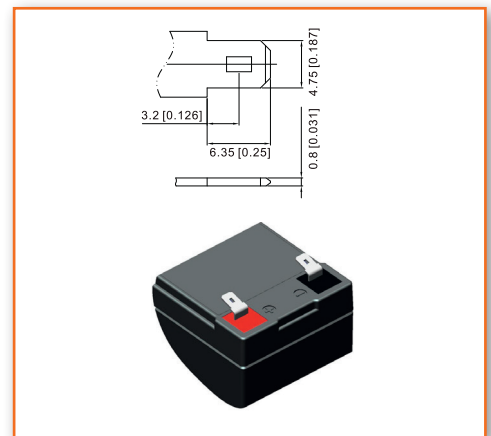


TECHNICAL INFORMATION / INFORMATIONS TECHNIQUES

CAPACITY / CAPACITÉ	2.6Ah (20hr, 1.80V/cell, 25°C/77°F) 2.12Ah (10hr, 1.80V/cell, 25°C/77°F) 1.94Ah (5hr, 1.75V/cell, 25°C/77°F) 1.42Ah (1hr, 1.75V/cell, 25°C/77°F) 1.06Ah (15mr, 1.75V/cell, 25°C/77°F)
MAX DISCHARGE CURRENT / COURANT DE DÉCHARGE	36A (5S)
MAX CHARGING CURRENT / COURANT DE CHARGE	0.72A
INTERNAL RESISTANCE / RÉSISTANCE INTERNE	Approx 45mΩ
OPERATING TEMPERATURE RANGE / PLAGES DE TEMPÉRATURE	-15°~50°C (5 ~ 122°F)
FLOAT CHARGING VOLTAGE / TENSION DE CHARGE EN FLOATING (25°C)	13.60 to 13.80V
CYCLIC CHARGING VOLTAGE / TENSION DE CHARGE EN CYCLAGE (25°C)	14.50 to 14.90V
SELF DISCHARGE / AUTO-DECHARGE (25°C)	Remaining Capacity: 91% (3 months) Remaining Capacity: 82% (6 months) Remaining Capacity: 65% (12 months)
NOMINAL OPERATING TEMPERATURE / TEMPÉRATURE D'UTILISATION	25 ± 3°C (77 ± 5°F)
CAPACITY VS TEMPERATURE / CAPACITÉ SELON LA TEMPÉRATURE	40°C (104°F) 102% 25°C (77°F) 100% 0°C (32°F) 85%

Terminal

Unité : mm / Unit: inches



APPLICATIONS / APPLICATIONS

All purpose / Tout usage	Aircraft signal / Signal d'avion
UPS / Onduleur	Electronic devices and equipment / Appareils et équipements électroniques
Emergency light / Éclairage de secours	Emergency backup / Alimentation de secours
Railway signal / Signalisation ferroviaire	Power supply / Réserve d'énergie
Alarm and security system / Alerte et sécurité	

TMD 1 Description, classe : UN 2800 – accumulateurs inversables remplis d'électrolyte liquide, 8, none, (E)	
ADR : Not regulated	IMDG Not regulated
IATA : Exempt	Procédure TMD PROC 2 : UN 2800



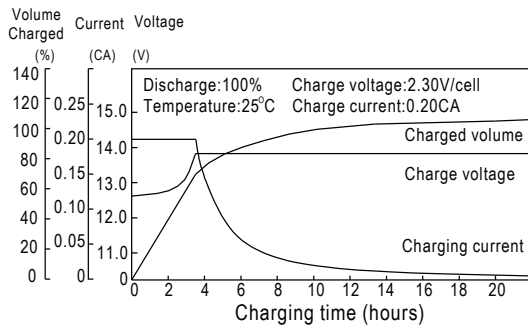
CONSTANT CURRENT DISCHARGE (AMPERES) AT 25°C
TABLE DE DÉCHARGE À COURANT ET PUISSANCE CONSTANTS (A) À 25°C

F.V/Time	5min	10min	15min	30min	1h	3h	5h	10h	20h
9.60V	9.60	6.20	4.80	2.80	1.60	0.63	0.43	0.23	0.13
10.2V	9.12	5.89	4.61	2.69	1.54	0.62	0.42	0.23	0.13
10.8V	8.57	5.54	4.38	2.55	1.46	0.61	0.41	0.23	0.13

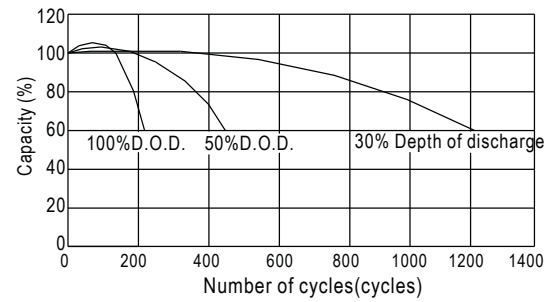
CONSTANT POWER DISCHARGE (WATTS) AT 25°C
DÉCHARGE À PUISSANCE CONSTANTE (WATTS) À 25°C

F.V/Time	5min	10min	15min	30min	1h	3h	5h	10h	20h
9.60V	107	69.9	54.7	32.1	18.5	7.48	5.09	2.80	1.58
10.2V	102	66.4	52.5	30.8	17.8	7.37	5.01	2.76	1.57
10.8V	95.7	62.5	49.9	29.3	16.9	7.22	4.91	2.76	1.56

FLOAT CHARGE CHARACTERISTICS
CHARACTERISTIQUES DE CHARGE EN FLOATING



CYCLE LIFE IN RELATION TO DEPTH OF DISCHARGE
CYCLE DE VIE EN FONCTION DE LA PROFONDEUR DE DECHARGE



RELATIONSHIP FOR OPEN CIRCUIT VOLTAGE AND RESIDUAL CAPACITY
RELATION ENTRE OCV ET CAPACITE (25°C)

